



**REQUEST FOR QUOTATION (RFQ) FOR PROCUREMENT OF AWARENESS POSTERS WITH
HARD LAMINATION**

RFQ Ref. # 01-310821R006-Aug-2021

Dear Concern,

Pakistan Kidney and Liver Institute & Research Center is a public hospital that specializes in Liver and Kidney transplants, serving the masses with state-of-the-art facility while giving financial assistance to the deserving patients.

For following demand in our institute, please share quotation with best possible rates by **27-September- 2021** not later than **02:00pm**.

S. No	Description	QTY
1.	Face mask with hard Lamination A4	500
2	Cough Etiquette hard lamination A4	500
3	Blood culture hard lamination A3	200
4	Nasal swab with hard Lamination A3	50

+
Quotations are required only from sales tax registered firms.

1. PKLI is exempt from GST/PST.
2. The quotation should be printed on company letterhead and duly signed & stamped.
3. The quotation is evaluated on a composite rate basis.
4. Only one brand must be quoted otherwise quotation will be rejected.
5. Brand should be mentioned against each item.
6. Original sealed quotation must be delivered in the Mail Section of PKLI by **27-Sept-2021** not later than **02:00 pm. (Quotation will not be entertained through email)**
7. Completion is required within 04 days after issuance of Purchase Order.
8. In case of any/further clarification please contact.
9. Samples will be required on demand by IPC Department PKLI (If any).
10. For any technical inquiry/assistant please contact Mr. Ahsan Zafar (03087926636).
11. Quantity may be increased or decreased within the approved budget.

Looking forward to your prompt response.

Address:

HOD Procurement


Pakistan Kidney and Liver Hospital & Research Center
Package A, 1st Floor, One PKLI Avenue, Opposite DHA Phase-6, Knowledge City,
Lahore. Tel: 92-42-111-117-554, Mobile # 03087926636

[Handwritten Signature]
22-09-21

[Handwritten Initials]



BLOOD CULTURE COLLECTION PROCEDURE



1 Identify the patient

مریض کی شناخت کریں۔



2 Prepare a blood sample culture tray with blood culture collection checklist.

بلڈ کچر ٹری سے تیار کریں اور چیک لسٹ استعمال کریں۔



3 Label the vials with patient's name, MR#, date & time, name of person collecting sample with employ code

پتوں (نام، آر ایم ایف، تاریخ اور وقت، ہسپتال لینے والے اینچوائی کا نام اور ایچ پی ایف کوڈ) سے لیبل کریں۔



4 Flip off cap and disinfect the top with alcohol and allow to dry

ڈسکن کو ہٹا دیں اور پورے اوپر کی حصے کو الکل سے مہلک کر دیں اور خشک ہونے دیں۔



5 Explain procedure to the patient

مریض کو طریقہ کار کی وضاحت کریں۔



6 Perform hand hygiene

ہاتھوں کو صابن پانی یا سینیٹائزر سے صاف کریں۔



7 Maintain sterile field and wear gloves

سٹیئرل فیلڈ برقرار رکھیں اور دستاغے (گھوڑ) پہنیں۔



8 Use 2% chlorhexidine + 70% isopropyl alcohol or pyodine+70% isopropyl alcohol for skin antiseptis and allow to dry

جلدی، صفائی کیلئے 2% کلوریکسائیڈ + 70% آئی سو پروپائل الکل یا پیوڈین + 70% آئی سو پروپائل الکل استعمال کریں اور خشک ہونے کا انتظار کریں۔



9 Draw sample aseptically

اسے اسیٹک طریقہ سے لیبل کریں۔



10 Secure the venipuncture site with adhesive bandage or tape.

پینٹینج یا سٹیپ کے ذریعہ اینٹی سٹیچر سائٹ کو محفوظ رکھیں۔



11 Sign blood culture collection checklist with employee code and name

بلڈ کچر جمع کرنے کی چیک لسٹ پر ہسپتال ڈاؤن نام کے ساتھ دستخط کریں۔



12 Fill blood culture form and send sample to the lab within 30 mins.

30 منٹ کے اندر لیبل کیجیے اور بھیجیں۔

Handwritten signature and date: *Samaira Javeed*, *19/12/2023*

MASK KEEPS YOU AND OTHERS SAVE FROM COVID-19



Very High Risk
of Transmission



High Risk
of Transmission



Meduim Risk
of Transmission



Low Risk
of Transmission



Very Low Risk
of Transmission

← 6FT →



Pakistan Kidney and Liver Institute
and Research Center

Saneer Parvez
Blaw
Margen IPC
21/9/21




pklinrc pkli.org.pk

HOW TO TAKE NASOPHARYNGEAL SWABS FOR COVID-19 TEST

SUPPLIES NEEDED:

- 1- Appropriate NP Swab / Oral swab
- 2- Viral Transport Medium (VTM)
- 3- Zipper bag with BIOHAZARD labeling.
- 4- Transport Box With Ice Pack

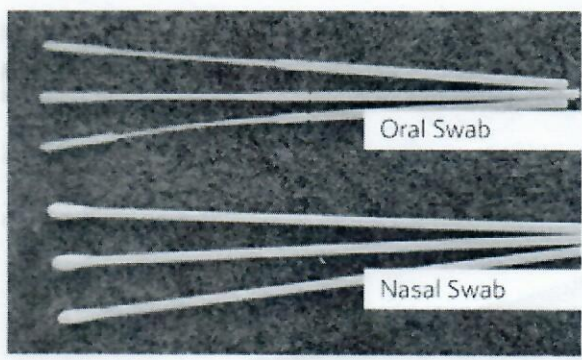


1 Perform Hand Hygiene With 7 steps



2 Don proper PPEs i.e. Gloves, Eye protection, Hazmat suite, N-95 Mask etc.

3 **SWAB**
Chose the correct nasopharyngeal swab. Use only sterile dacron or rayon swabs with plastic shafts or if available, flocked swabs. DO NOT use calcium alginate swabs or swabs with wooden sticks, as they may contain substances that inactivate some viruses and inhibit some molecular assays.



4 Tilt the Head of the Patient backwards to the angle of 70 Degree. Provide a napkin to the patient and ask the patient to blow his/her nose. The patient may be in a sitting or lying position.



5 Gently insert the swab through one nostril and into the nasal passage as far as the molded ring on the shaft OR until resistance is felt Rotate the swab clockwise and anti-clockwise 2 to 3 times and

After swab is removed from patient, place in into the tube of viral transport medium all the way to the bottom of the tube.

then hold the swab in place for 5-10 seconds to absorb the sample material.



6 Holding the swab shaft close to the rim of the tube, break the applicator shaft at the coloured breakpoint indication line. **HOLD THE TUBE OPENING AWAY FROM YOUR FACE.**



7 Label VTM with patient's name, MRN & date of collection and make sure to close the cap of VTM tightly.

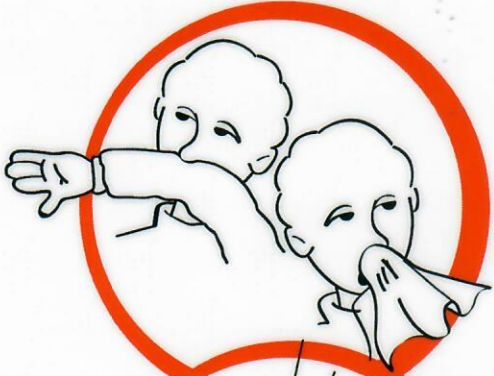
8 Place the VTM into plastic zip bag and store it in transport Box With Ice Pack at 2-8 °C and Place the packed sample on rack in the middle of box and adjust ice pack around the rack. Ice packs should not touch sample tubes/ containers; you may use tissue to ensure this then transport it to laboratory ASAP.



9 After sample packing Staff will disinfect the outer surface of box with Chlorine water or Alcohol wipes.

Saneer Panwar
By
meher mc
21/9/2

کھانسی کرنے کے آداب



کھانسی کرتے ہوئے منہ کو ٹٹو یا اپنی
آستین کے اوپری حصے سے ڈھانپیں۔



استعمال شدہ ٹٹو کو
ڈسٹ بن میں ڈالیں۔



اپنے ہاتھوں کو صابن سے
اچھی طرح دھویں۔



اگر صابن موجود نہیں ہے
تو جراثیم کش محلول استعمال کریں۔



Pakistan Kidney and Liver Institute and Research Center

PKLI Avenue, Opposite DHA Phase 6, The Lahore Knowledge Park, Lahore, Pakistan. Tel: 042-37181609, 042-38107554